



ELDORADO
CLIMBING WALLS

If you can dream it, we can build it.

At Eldorado Climbing Walls...

...we're climbers. The passion, community and commitment to problem solving that motivates us to climb are the same qualities that inspired the launch of our company in 1994.

Expertise

As one of the oldest climbing wall companies in the country, our experience and expertise are second to none. After building a successful climbing gym business with the Boulder Rock Club in Boulder, Colorado—our owners founded *Eldorado Climbing Walls...* now the largest U.S.-owned climbing wall company.

With years of experience in both construction and climbing gym operation, our designs, innovation and commitment to the climbing wall market have made *Eldorado Climbing Walls* a visionary and leader in the industry. We continue to work with the Boulder Rock Club as part of our unique training and consulting

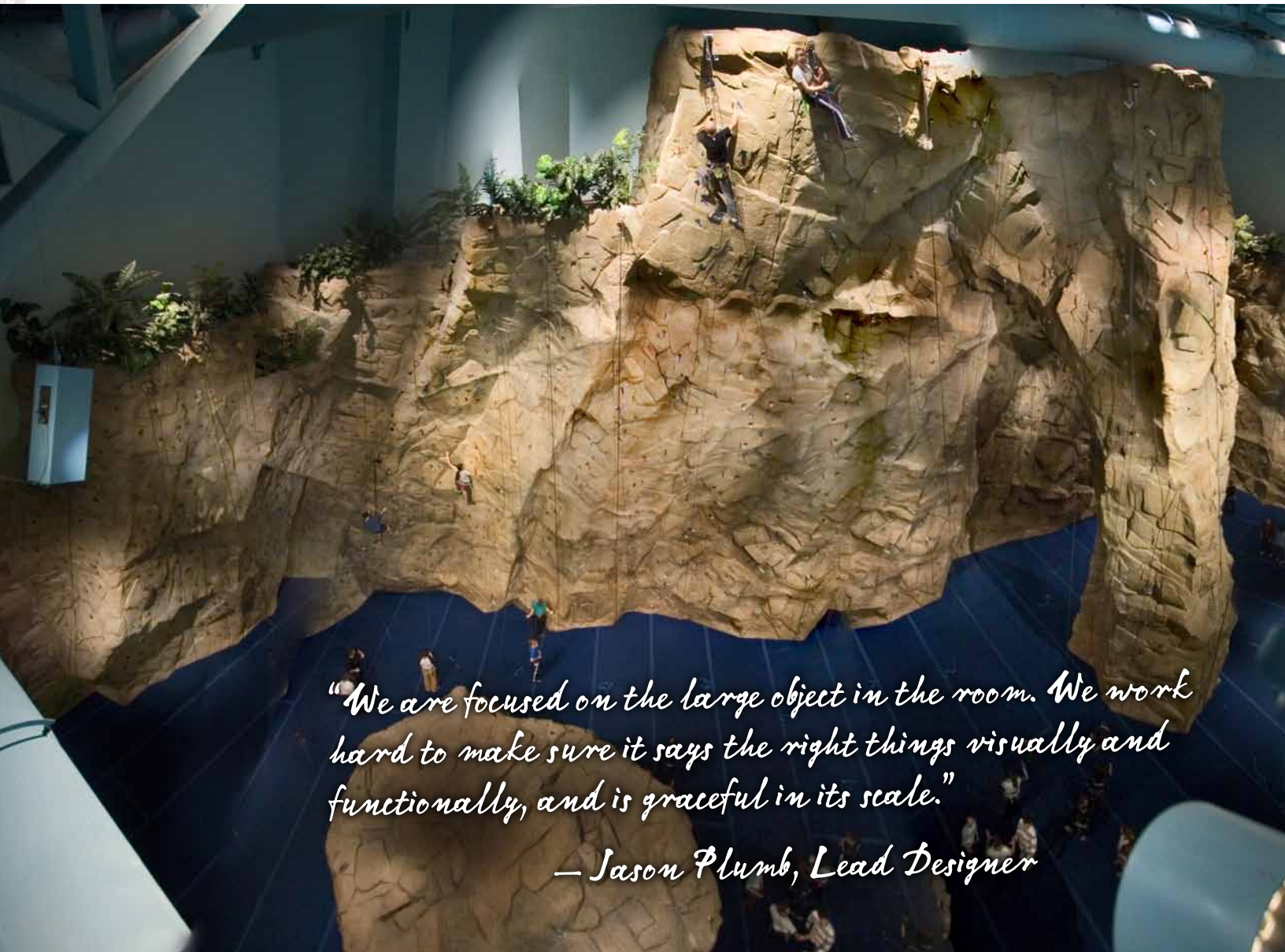
program, which gives future climbing wall owners like you a proven business model and an inside look at owning and operating a climbing wall.

Blue Sky Design

Our design philosophy is "If you can dream it, we can build it." Because we're experienced in construction and climbing gym operation, we understand the needs of both our clients and their climbers. We work with you to create a wall that is visually stunning, offers exceptional climbing and complements the architecture and traffic flow of your facility.

Turnkey Solutions

From start to finish, a climbing facility can be a very complicated project. We don't just sell you the wall... we provide turnkey solutions to help our clients through every step of the process. From consulting and design, to fabrication and installation, we use our experience and expertise to deliver the most comprehensive climbing wall systems in the industry.



"We are focused on the large object in the room. We work hard to make sure it says the right things visually and functionally, and is graceful in its scale."

— Jason Plumb, Lead Designer



Our creativity extends beyond our design and inspires our innovation. We focus on things that matter and develop new products to enhance performance, ensure safety, and offer a wide range of options in our climbing walls systems.

Our innovations include:

BOMBPROOF™ SUBSTRUCTURE

The substructure of our climbing walls is the foundation for safety, performance and quality. Our BOMBProof substructure walls is stiff and strong. Made entirely of three sixteenths inch steel, it is up to 50% thicker than that used by our competitors. This system provides unlimited placement of lead bolts and belay bars, giving you flexibility in route setting... which ultimately leads to happy and satisfied climbers.

T-NUT DESIGN

Our proprietary T-nut design takes performance one step further. With our premium 3-screw design, your team will spend less time and money on maintenance and replacement than they would with other pressed-in or hammered-in T-nut designs. Plus, we have the highest T-nut density in the industry. Higher density means more options when setting routes... and that keeps your climbing program fresh and your climbers engaged.

IN-HOUSE REALROCK™ PRODUCTION







We have also invested in bringing production of our REALRock product in house, where we own our molds and don't rely on pre-fabricated panels from third party suppliers. You benefit from our streamlined process and our ability to add more unique, non-redundant surface area to your walls.

Contact Us

Every project is unique. Contact Jerad Wells, *Director of Sales and Business Development*, at 303-447-0512 or jeradw@eldowalls.com to begin turning your vision into a reality.

Go ahead... dream it.

Eldorado Climbing Walls offers climbing wall systems to meet any need. From the simple panel design of our SOLIDRock traverse panels to a completely custom REALRock system, our blue sky design will make your vision a reality.

	PRODUCT	BENEFITS	IDEAL FOR
	<p>High Performance™</p> <p>The ultimate marriage of form and function, High Performance is the wall choice of professional climbing facility managers. High Performance walls use features such as pinnacles, arches, roofs and expanses to create the ultimate routesetter's canvas.</p>	<ul style="list-style-type: none"> • Custom designed and built to suit your facility • Limitless architectural configurations and aesthetic options • High density of handhold fasteners for maximum routesetting functionality • BOMBProof substructure using 3/16th inch steel • Large diameter belay bars maximize control of descents and minimize rope costs • Easy access behind the wall for maintenance, storage, and inspections • Can be combined with REALRock to unite the operational goals of an indoor climbing gym with the experiential desires of climbers 	<p>Universities/Colleges</p> <p>Military</p> <p>Recreation Centers</p> <p>Climbing Gyms</p>
	<p>REALRock™</p> <p>Designed for beauty and realism, REALRock is the most stunning climbing wall product available. REALRock may take on any feature found in nature, including pinnacles, roofs, arêtes, arches, chimneys, dihedrals, cracks and freestanding boulders.</p>	<ul style="list-style-type: none"> • Custom designed and built to suit your facility • Heavy, solid GFRC surface truly feels like rock • Durable and weather resistant for all indoor and outdoor applications • Includes modular handhold fasteners or can be climbed using the extensive "built-in" climbing holds and natural relief • BOMBProof substructure using 3/16th inch steel • Large diameter belay bars maximize control of descents and minimize rope costs • Easy access behind the wall for maintenance, storage and inspections 	<p>Indoor/outdoor applications</p> <p>Architectural Centerpieces</p> <p>LEED Projects</p> <p>Universities/Colleges</p> <p>Recreation Centers</p> <p>Climbing Gyms</p>
	<p>SHOTRock™</p> <p>Like our REALRock product, SHOTRock offers the beauty of realism but also allows for low profile applications. It is ideal for locations with tight space constraints.</p>	<ul style="list-style-type: none"> • Handsculpted and fully customizable • Ideal for low profile and wet/dry applications 	<p>Indoor/outdoor applications</p> <p>Architectural Centerpieces</p> <p>LEED Projects</p> <p>Universities/Colleges</p> <p>Recreation Centers</p> <p>Climbing Gyms</p>
	<p>Chameleon™ Climbing Tower Gecko™ Climbing Wall</p> <p>The freestanding Chameleon tower and wall mounted Gecko provide affordable, highly featured climbing structures that are both fun to climb and easy to maintain. The easy to assemble components can be expanded as demand for climbing grows, providing you with the ultimate in flexibility.</p>	<ul style="list-style-type: none"> • Durable, lightweight panels ideal for interior or exterior installations • 4'x7' XL Flat Panel allows the system to expand into a variety of sizes and configurations • Easy shipping, installation and handling. Components may be shipped anywhere in the world and re-used in any location • Includes a high density of handhold fasteners for routesetting flexibility • Affordable...one of the best climbing wall values • Flexible and retains re-sell value 	<p>Playgrounds</p> <p>Schools</p> <p>Resorts</p> <p>Entertainment centers</p> <p>Camps</p> <p>Fitness facilities</p> <p>Parks</p>
	<p>SOLIDRock™ Traverse Panels</p> <p>Maximize your budget and your space. SOLIDRock panels are cast in highly detailed rock-realistic molds, and can be configured into traverse walls, bouldering walls, simple top rope walls, or poolside walls.</p>	<ul style="list-style-type: none"> • Fiberglass panels are lightweight for easy shipping and handling • Simple and flexible designs based on 4'x4' panel size • Highest density of handhold fasteners in the industry • Affordable and easy to install • Most aesthetic traverse panel product available 	<p>Playgrounds</p> <p>Schools</p> <p>Resorts</p> <p>Entertainment centers</p> <p>Camps</p> <p>Fitness facilities</p> <p>Parks</p>
	<p>MEGARock™ Boulder</p> <p>The MEGARock Boulder offers the beauty and realism of natural rock and is ideal for any playground or park setting.</p>	<ul style="list-style-type: none"> • Perfect height—meets height standards for playground equipment and satisfies any skill level • Includes modular handhold fasteners or can be climbed using "built-in" climbing holds and natural relief • Durable and weather resistant 	<p>Playgrounds</p> <p>Schools</p> <p>Resorts</p> <p>Entertainment centers</p> <p>Camps</p> <p>Fitness facilities</p> <p>Parks</p>